



azpromo

Export and Investment Promotion Agency
of the Republic of Azerbaijan

**EXPORT AND INVESTMENT PROMOTION AGENCY OF
THE REPUBLIC OF AZERBAIJAN – AZPROMO**

INVESTMENT OPPORTUNITIES IN AZERBAIJAN

STATE OF ECONOMY – 2022



7,819 USD GDP PER CAPITA

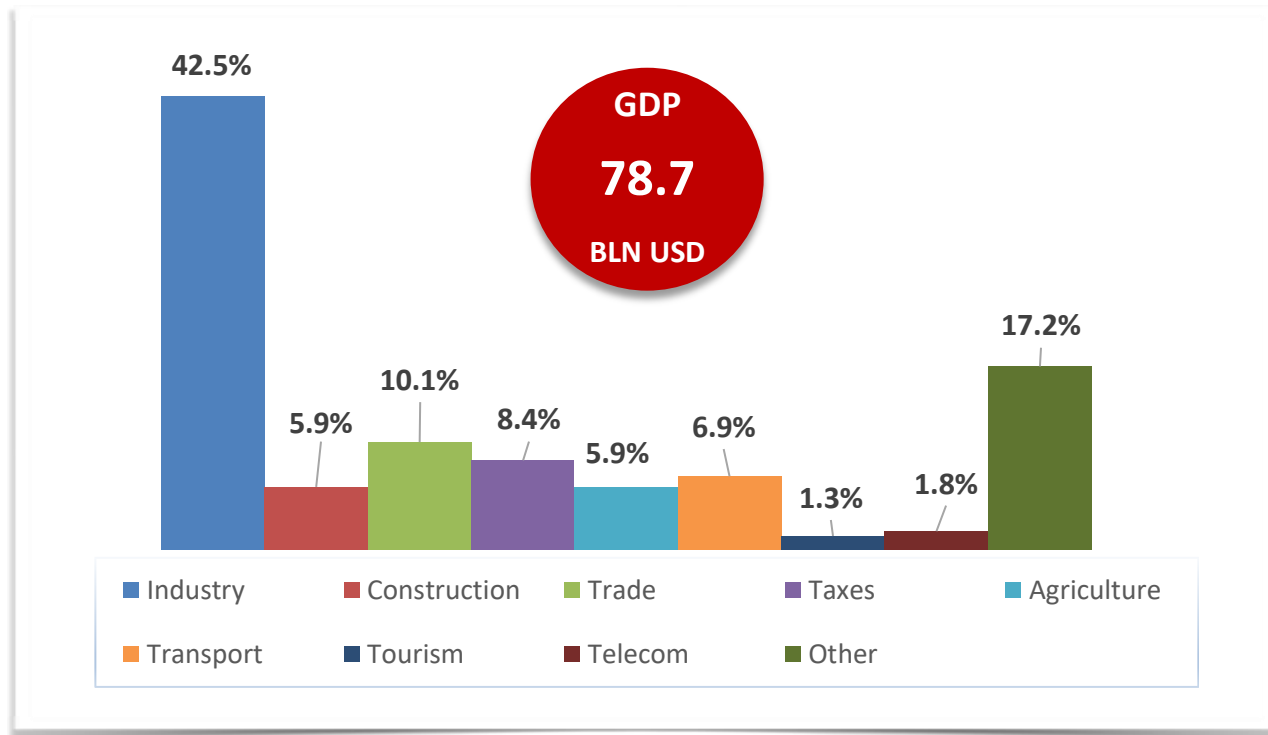
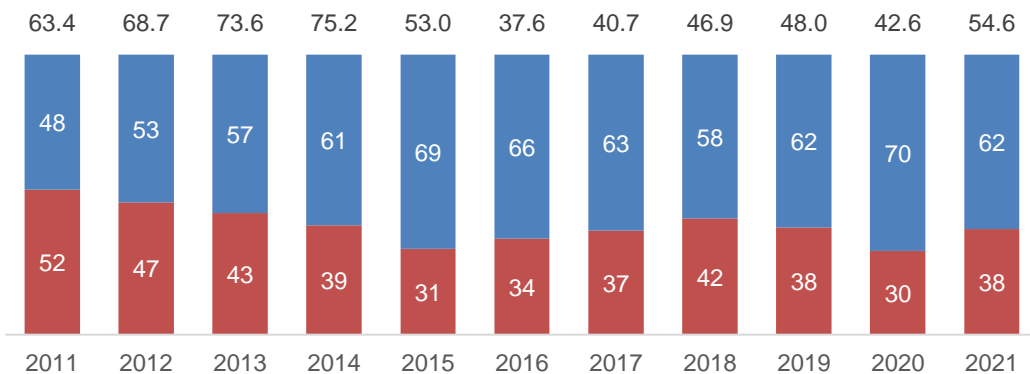


10.1 MILLION POPULATION

NON OIL GDP IN 2022: (52%)

GDP structure (%)

■ oil ■ non-oil




During 1995 – 2021:

63.9 bln usd – the volume of investment in the non-oil sector.

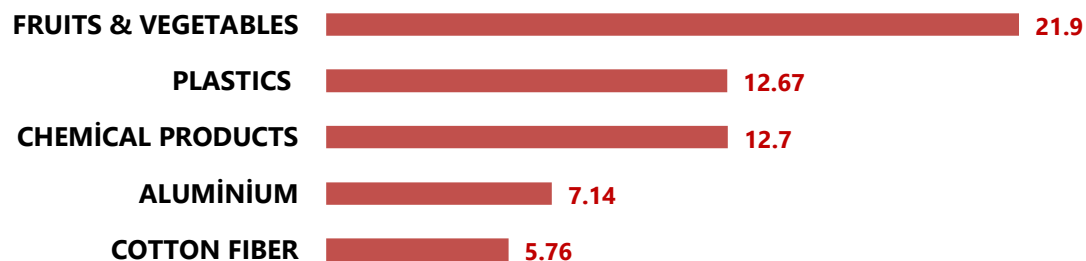
17.0 bln usd – the volume of FDI in the non-oil sector.

US\$ 38.1 BLN TOTAL VALUE OF EXPORTS

TOP 5 EXPORT MARKETS (%)

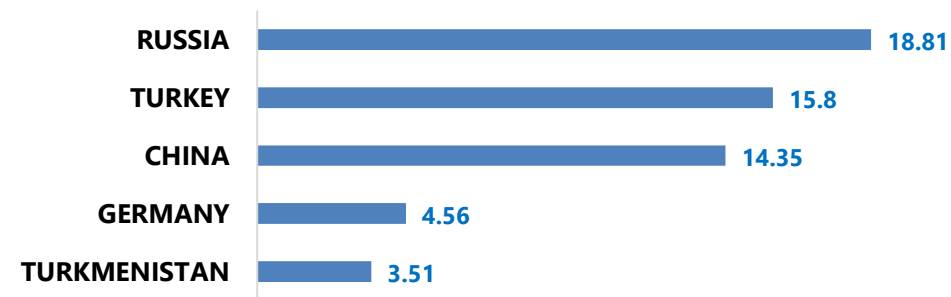


TOP 5 NON-OIL EXPORT PRODUCTS (%)

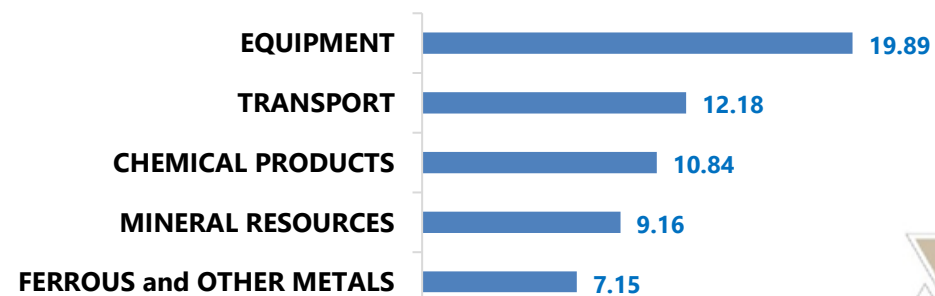


US\$ 14.5 BLN TOTAL VALUE OF IMPORTS

TOP 5 IMPORT MARKETS (%)

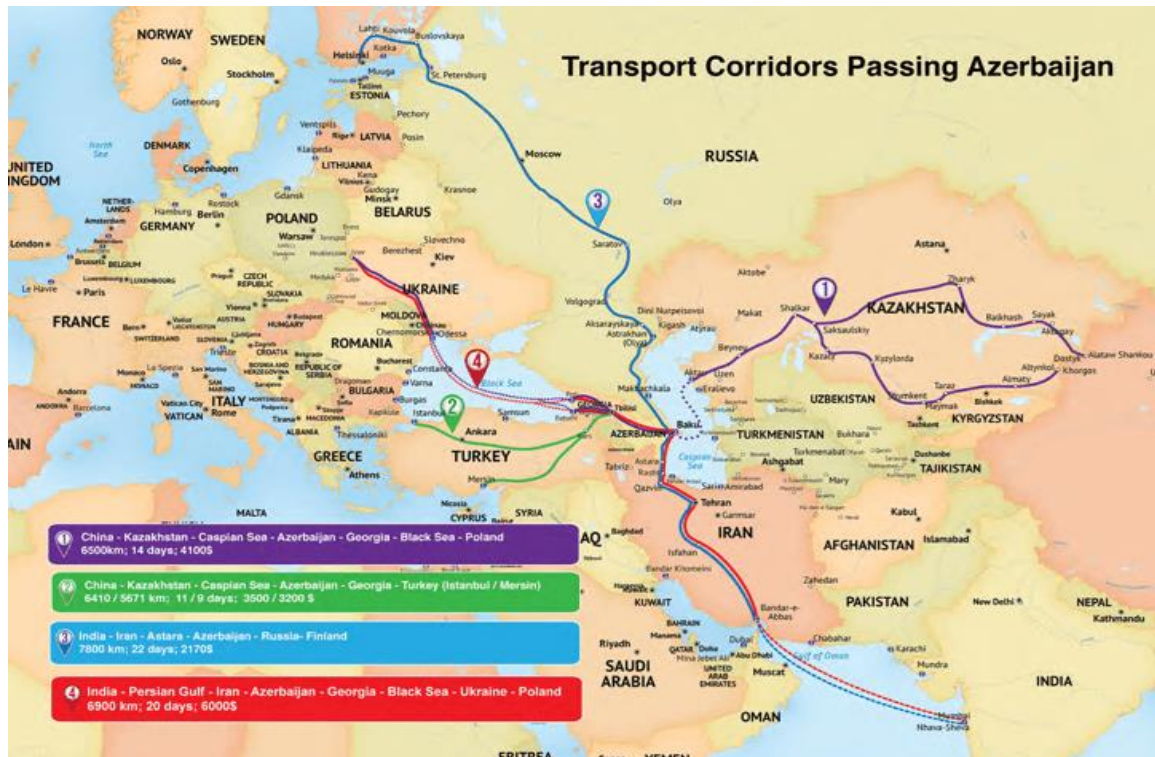


TOP 5 IMPORT PRODUCTS (%)



EFFECTIVE TIME SAVING ROUTES

60% TIME SAVING FOR NORTH-SOUTH ROUTE (INDIA - EUROPE)



70% TIME SAVING (CHINA - EUROPE MARITIME ROUTE)



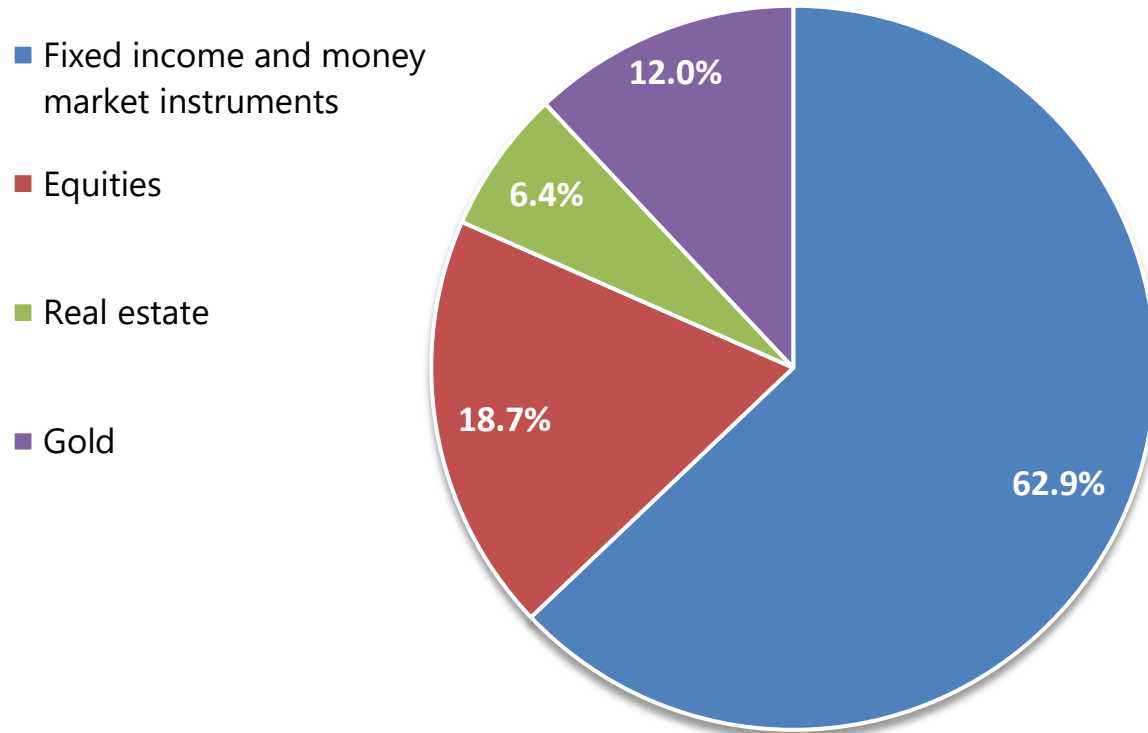
WELL DEVELOPED INFRASTRUCTURE

- Almost 20 thousand km of **roads and highways** constructed and rehabilitated
- 8 new international **airports**, including in the liberated areas of Azerbaijan
- **Baku-Tbilisi-Kars** railroad (“The Iron Silkway”)
- New **Baku International Sea Trade Port**
- **AFEZ** is a multi-modal site in a prime strategic location offering a wide range of incentives and benefits



STATE OIL FUND AND SOVEREIGN RATINGS

49.0 BLN.USD - AS OF JANUARY 1, 2023 SOFAZ'S PORTFOLIO BREAKDOWN BY ASSET CLASS



SOVEREIGN RATINGS BY MAJOR RATING AGENCIES

Standard & Poor's

- BB+, Outlook Stable

Moody's

- Ba1, Outlook Stable

Fitch

- BB+, Outlook Positive

ONGOING REFORM AREAS

- **STARTING A BUSINESS**
- **GETTING CREDIT**
- **DEALING WITH CONSTRUCTION PERMITS**
- **REGISTERING PROPERTY**
- **PROTECTING MINORITY INVESTORS**
- **PAYING TAXES**
- **TRADING ACROSS BORDERS**
- **ENFORCING CONTRACTS**
- **RESOLVING INSOLVENCY**



REDUCED RED TAPE

- **NO STATE INSPECTIONS OF BUSINESSES**
- **STREAMLINED LICENSING SYSTEM**
- **E-GOV SERVICES FOR BUSINESS**
- **STREAMLINED PUBLIC SERVICES**
- **ONE-STOP-SHOP SYSTEMS**
- **LOW TAX BURDEN**



NO EXPORT DUTIES REMOVING TRADE BARRIERS

TRADE HOUSES

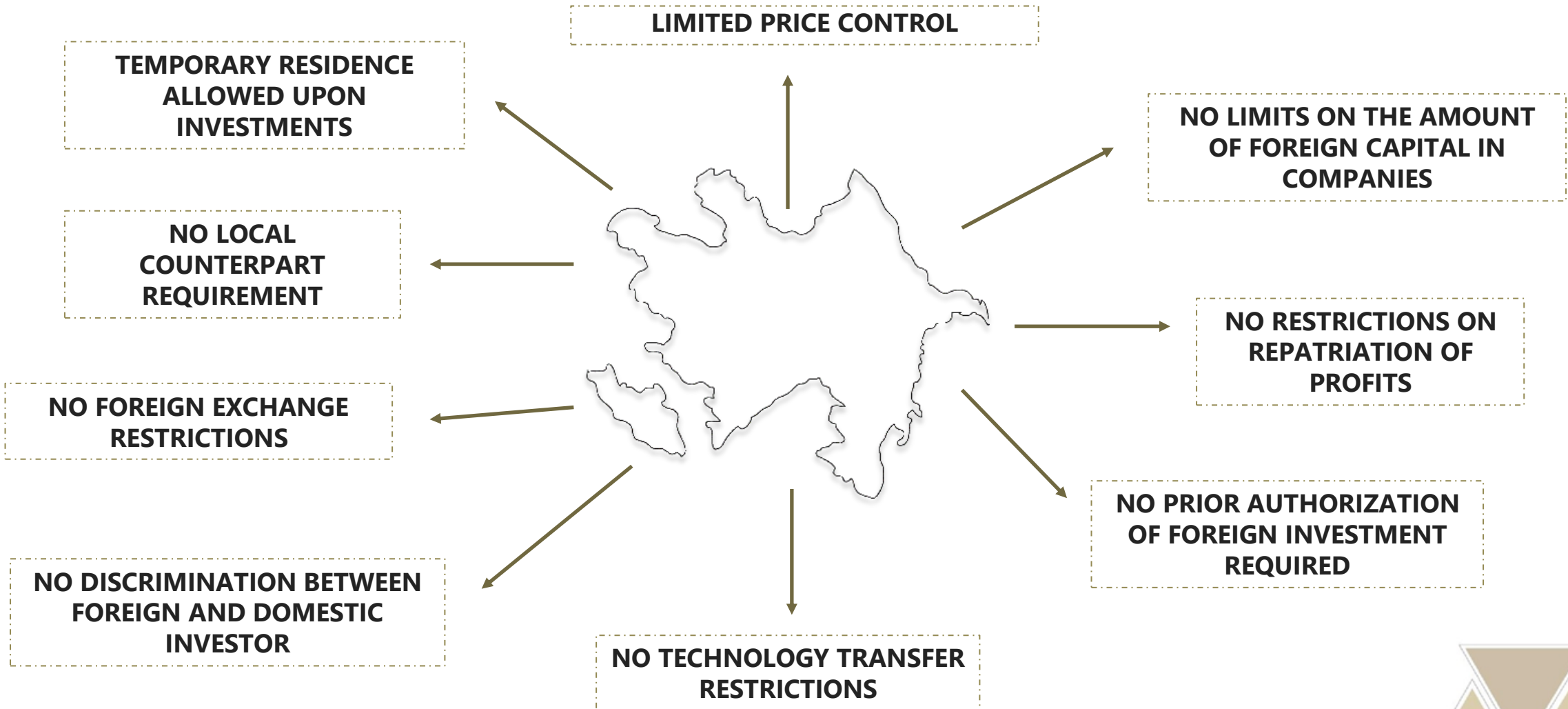
- CHINA
- POLAND
- UAE
- KAZAKHSTAN
- BELARUS
- QATAR



TRADE REPRESENTATIVES

- CHINA
- UNITED ARAB EMIRATES
- POLAND
- RUSSIA
- ISRAEL
- TÜRKİYE

INVESTMENT CLIMATE



BILATERAL INVESTMENT TREATIES

ALBANIA
AUSTRIA
BELARUS
BELGIUM
BULGARIA

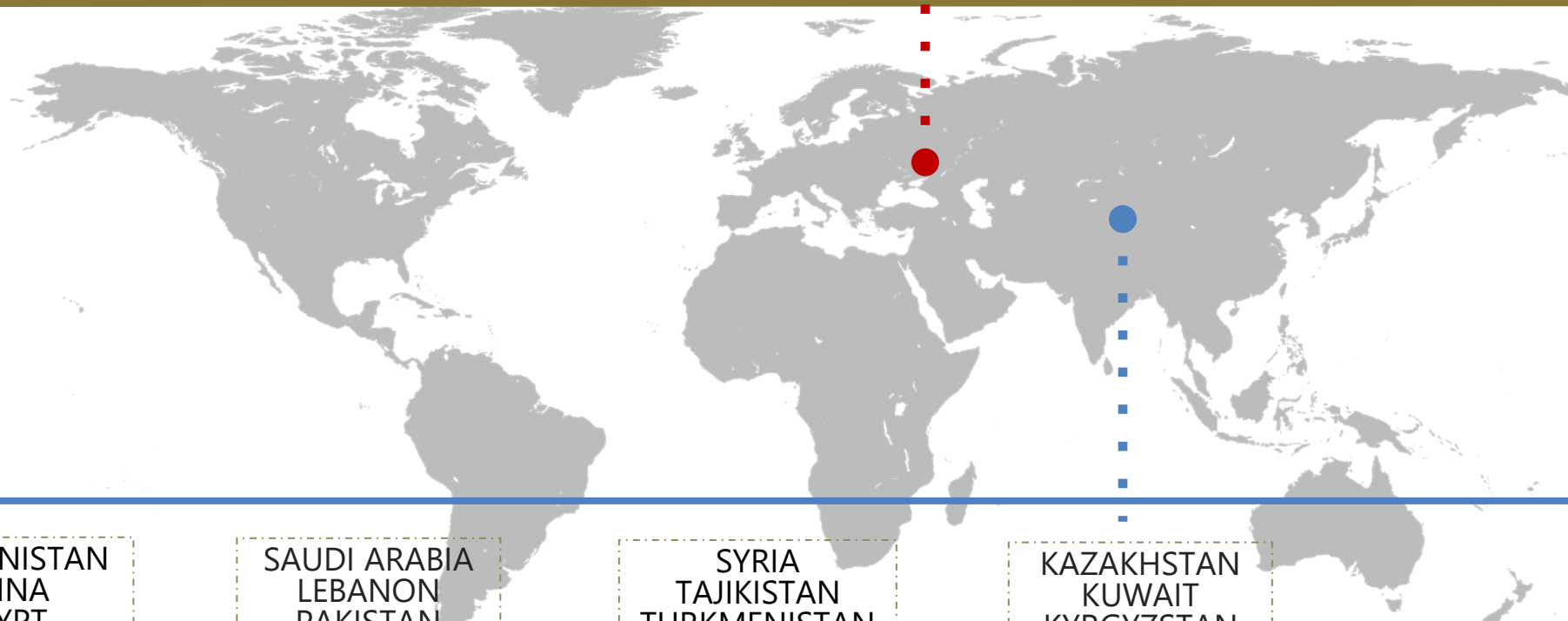
CROATIA
CZECH REP
ESTONIA
FINLAND
FRANCE

GEORGIA
GERMANY
GREECE
HUNGARY
ITALY

LATVIA
LITHUANIA
LUXEMBOURG
MACEDONIA FYR
MOLDOVA

MONTENEGRO
NORWAY
POLAND
ROMANIA
RUSSIA

SAN MARINO
SERBIA
SWITZERLAND
TURKEY
UK
UKRAINE
USA



AFGHANISTAN
CHINA
EGYPT
IRAN
ISRAEL
JORDAN

SAUDI ARABIA
LEBANON
PAKISTAN
QATAR

SYRIA
TAJIKISTAN
TURKMENISTAN
UAE
UZBEKISTAN

KAZAKHSTAN
KUWAIT
KYRGYZSTAN
KOREA REP.

DOUBLE TAXATION TREATIES

AUSTRIA
BELARUS
BELGIUM
B&H
BULGARIA

CROATIA
ESTONIA
CANADA
CZECH REP.
DENMARK
FINLAND

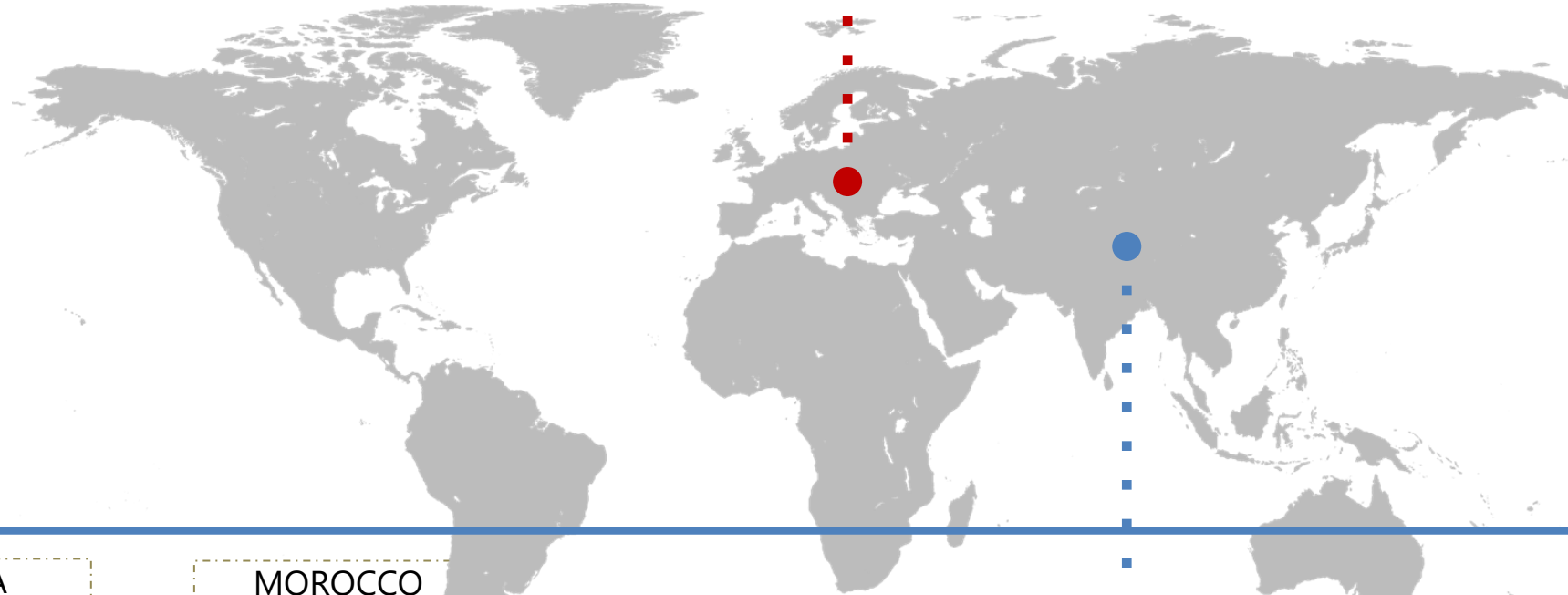
FRANCE
GEORGIA
GERMANY
GREECE
HUNGARY
ITALY

LATVIA
LITHUANIA
LUXEMBOURG
MACEDONIA FYR
MALTA
MOLDOVA

MONTENEGRO
NETHERLANDS
NORWAY
POLAND
ROMANIA

RUSSIA
SAN MARINO
SERBIA
SLOVENIA
SPAIN

SWEDEN
SWITZERLAND
TURKIYE
UK
UKRAINE



CHINA
IRAN
ISRAEL
JAPAN
JORDAN

MOROCCO
SAUDI ARABIA
QATAR
TAJIKISTAN
UAE

KAZAKHSTAN
KUWAIT
PAKISTAN

TURKMENISTAN
UZBEKISTAN
VIETNAM
KOREA REP.

INDUSTRIAL PARKS, DISTRICTS AND AGROPARKS (INDUSTRIAL ZONES)

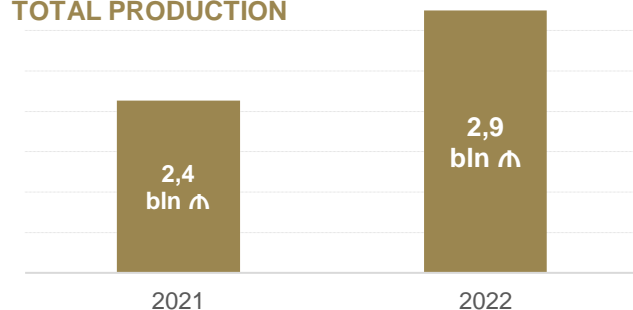
STATISTICS OF INDUSTRIAL ZONES FOR 2022

116 business entities were granted residency status

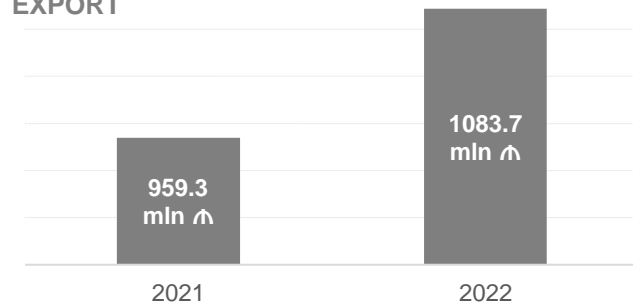


PRODUCTION AND EXPORT IN INDUSTRIAL ZONES

TOTAL PRODUCTION



EXPORT



made

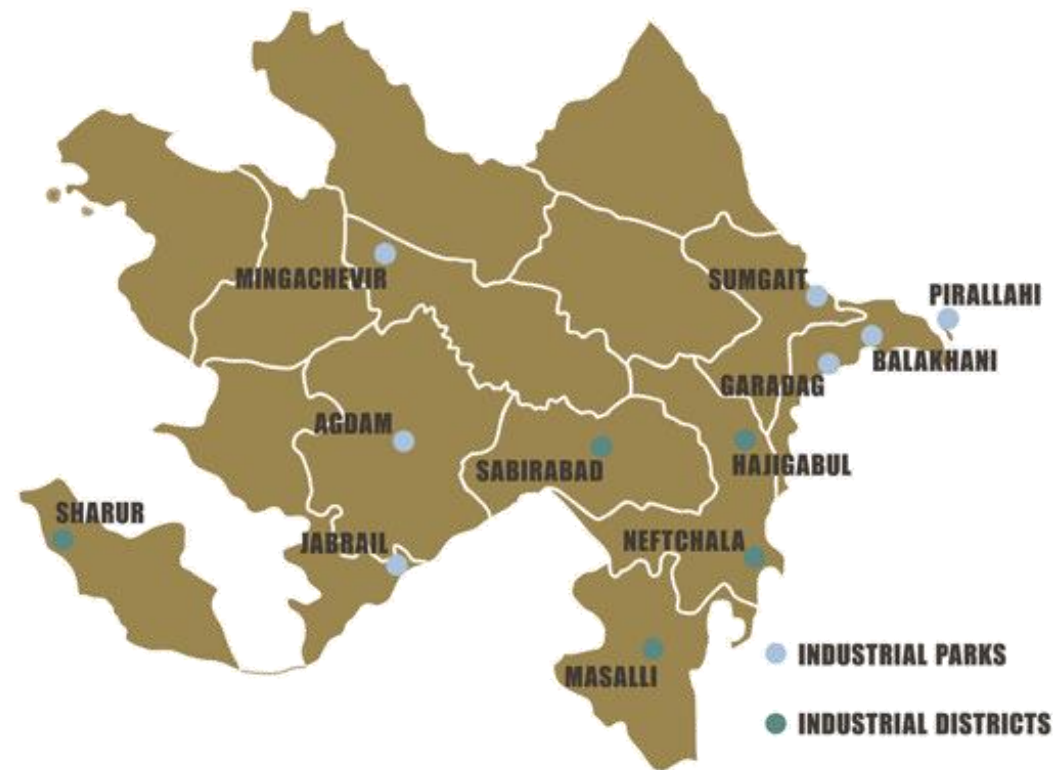
6.47 bln ₼ investment

10,325 new jobs

planned

458 mln ₼ investment

4,567 new jobs



- Sumgait Chemical Industrial Park – 2011
- Balakhani Industrial Park 2011
- Mingachevir Industrial Park – 2015
- Garadagh Industrial Park – 2015
- Pirallahi Industrial Park – 2016
- Agdam Industrial Park – 2021
- Araz Valley Economic Zone – 2021
- Masalli Industrial District
- Neftchala Industrial District
- Hajigabul Industrial District
- Sabirabad Industrial District
- Sharur Industrial District
- 51 Agroparks

HOLDERS OF INVESTMENT PROMOTION DOCUMENT

7
Y
E
A
R
S

- 50% reduced corporate tax
- 0% land and property tax
- 0% vat on hardware, technological equipment and structures imported by IPD holders
- 0% customs duty on hardware, technological equipment and structures imported by IPD holders

RESIDENTS OF INDUSTRIAL AND TECHNOLOGY PARKS

10
Y
E
A
R
S

- 0% corporate tax
- 0% land and property tax
- 0% vat on hardware, technological equipment and structures imported by residents
- 0% customs duty on hardware, technological equipment and structures imported by residents

SECTOR OPPORTUNITIES



AGRICULTURE

FOOD PROCESSING

CHEMICAL INDUSTRY


RENEWABLES

TRANSPORT AND LOGISTICS

**INFORMATION AND COMMUNICATION
TECHNOLOGIES**


LIGHT INDUSTRY

TOURISM



IN FIELD OF EXPORT

- **NON-OIL EXPORT PROMOTION**
- **PROMOTION OF “MADE IN AZERBAIJAN” BRAND**
- **SUPPORT TO EXPORTERS**
- **BUILDING AND PROMOTING EXPORT CULTURE**
- **POLICY ADVOCACY**



IN FIELD OF INVESTMENT

- **ATTRACTION**
- **RETENTION and EXPANSION**
- **AFTERCARE**
- **POLICY ADVOCACY**
- **COUNTRY’S IMAGE BUILDING**

THANK YOU!

AZ1000, Azerbaijan, Baku,
44 Neftchilar avenue, (Baku Business Center)
Tel.: (+994 12) 598 01 47/48
Fax.: (+994 12) 598 01 52
E-mail: office@azpromo.gov.az
www.azpromo.gov.az

